



**CITY OF MOBILE**

# **POLICE DEPARTMENT**

**CRIME STATISTICS 2024**

**CHIEF OF POLICE WILLIAM R. JACKSON**



# **TABLE OF CONTENTS**

1. CHIEF'S MESSAGE
2. COMMAND STAFF
3. PRECINCT CAPTAINS
4. GRANTS AWARDED
5. 10-YEAR CRIME REPORT
6. HOMICIDE/RAPE 10-YEAR CRIME GRAPHS
7. ROBBERY/AGGRAVATED ASSAULT 10-YEAR CRIME GRAPHS
8. BURGLARY/LARCENY 10-YEAR CRIME GRAPHS
9. MOTOR VEHICLE THEFT 10-YEAR CRIME GRAPH
10. PRECINCT 1 CRIME DATA
11. PRECINCT 2 CRIME DATA
12. PRECINCT 3 CRIME DATA
13. PRECINCT 4 CRIME DATA
14. PRECINCT 5 (CENTRAL) CRIME DATA
15. HOMICIDE DATA
16. INTERNAL AFFAIRS INVESTIGATIONS
17. INTERNAL AFFAIRS INVESTIGATIONS

## A MESSAGE FROM THE CHIEF OF POLICE

“Thank you for taking the time to review the Mobile Police Department’s Annual Crime and Statistics Report. Once again, the members of the Mobile Police Department have worked tirelessly in our efforts to combat crime. Overall, Part 1 Crimes were reduced by 24% in 2024 compared to 2023.

There were 37 Criminal Homicides in 2024, which is 4 more than compared to 2023, and calculates to a 12% increase. It should be noted that the reported number of homicides show to be 38, but this includes a Manslaughter by Vehicle case as well. Violent crime overall was reduced by over 11% when comparing 2023 to 2024.

When looking at a 10-year comparison (2014-2024) of all Part 1 Crime, the City of Mobile has seen a phenomenal reduction of over 56%. It is very apparent that since 2018 the City of Mobile has shown a steady decrease in all Part 1 Crimes. Additionally, since 2022, the City of Mobile has seen a stark reduction in violent crime to the effect of 20%. We believe this is a result of using an offender-based approach to crime fighting, the use of the most current technological efforts and the support and involvement from the community and community leaders working in concert with us.

We are proud of our accomplishments in reducing crime, but we always recognize that our work is never done, and we continue to strive to make Mobile the Safest City in America, with Respect for Everyone.”



**Chief William Jackson**

# COMMAND STAFF



Chief of Police  
William R. Jackson



Deputy Chief of Operations  
Melvin Jones



Deputy Chief of Administration  
Matthew Garrett



Major Linda Jones  
Investigative Operations Division



Major William Reed  
Support Services Division



Major Phillip McCrary  
Field Operations West Division



Major Jonathan Lee  
Field Operations East Division



Captain Charles Bagsby  
Criminal Investigations Section



Captain Matt James  
Special Investigations Section



Captain James Cunningham  
Commander, Special Operations



Captain Kevin Rodgers  
Support Services



Captain Rodney Greeley  
Administrative Services




# PRECINCT CAPTAINS



Captain Leron Lewis  
Precinct 1



Captain Ted Johnson  
Precinct 2



Captain Angela Prine  
Precinct 3



Captain Billie Rowland  
Precinct 4



Captain Stan Ladnier  
Central Precinct

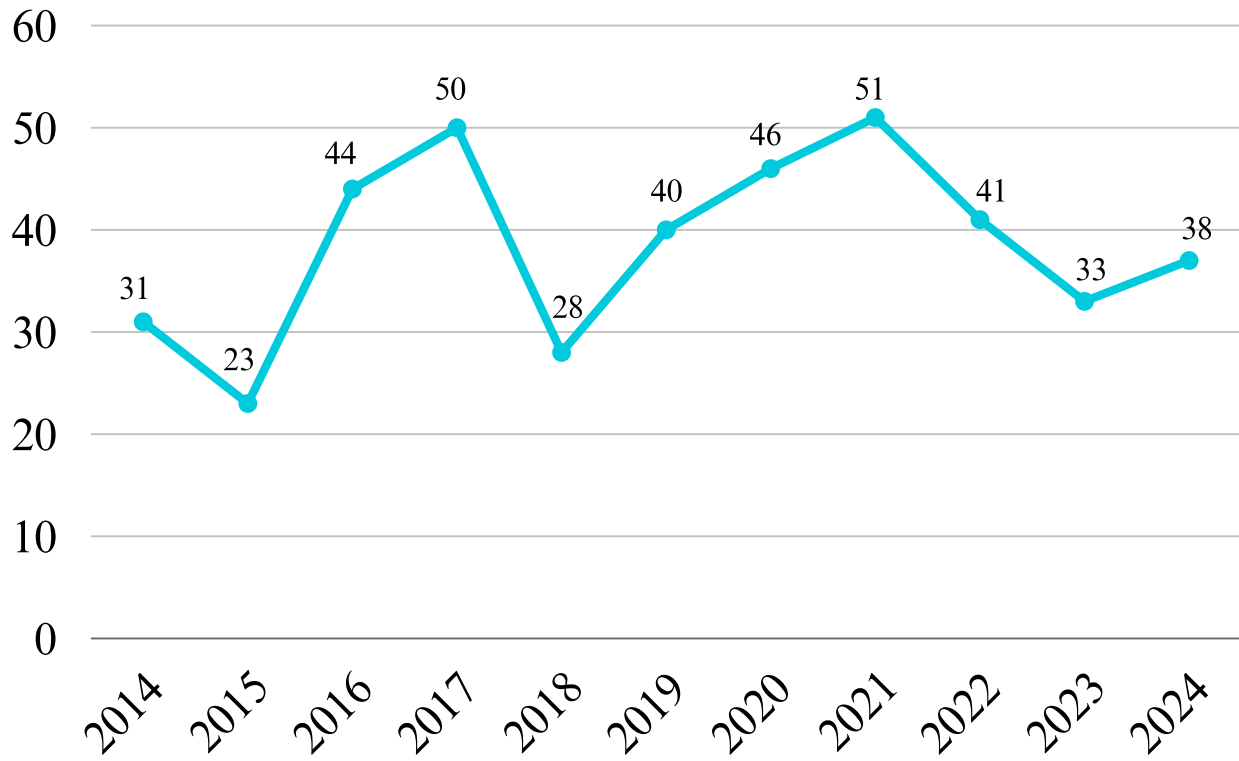
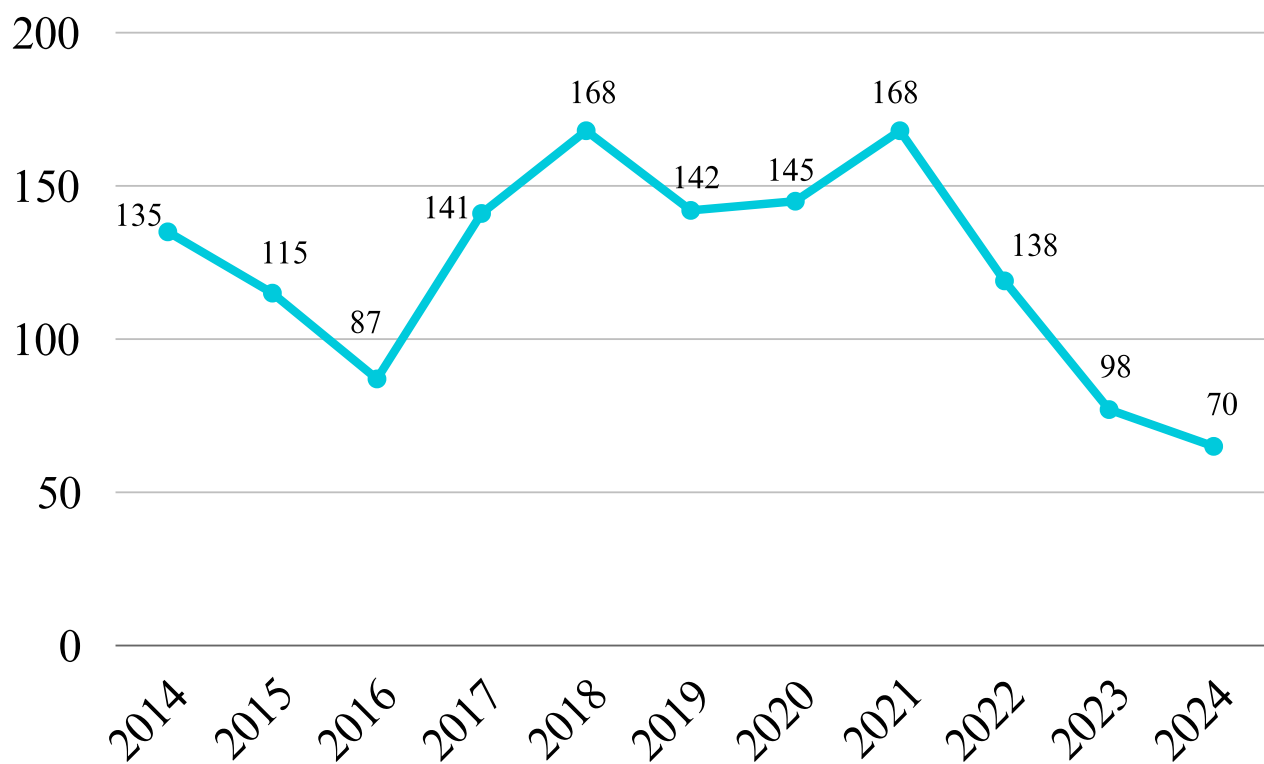
**MOBILE POLICE DEPARTMENT GRANT FUNDING FOR PERIOD 2024**

For the 2024 fiscal year, the Mobile Police Department was awarded more than \$7 million in grant funding for 11 separate grant programs and awards.

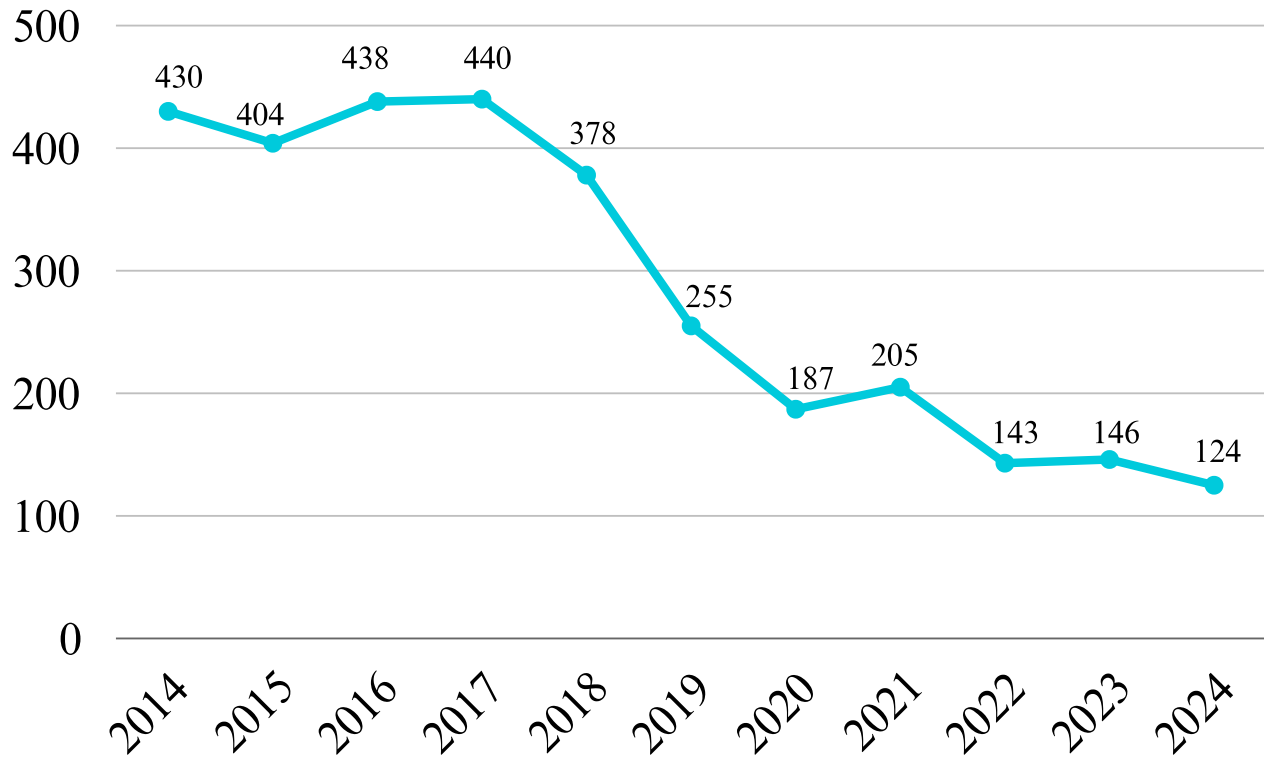
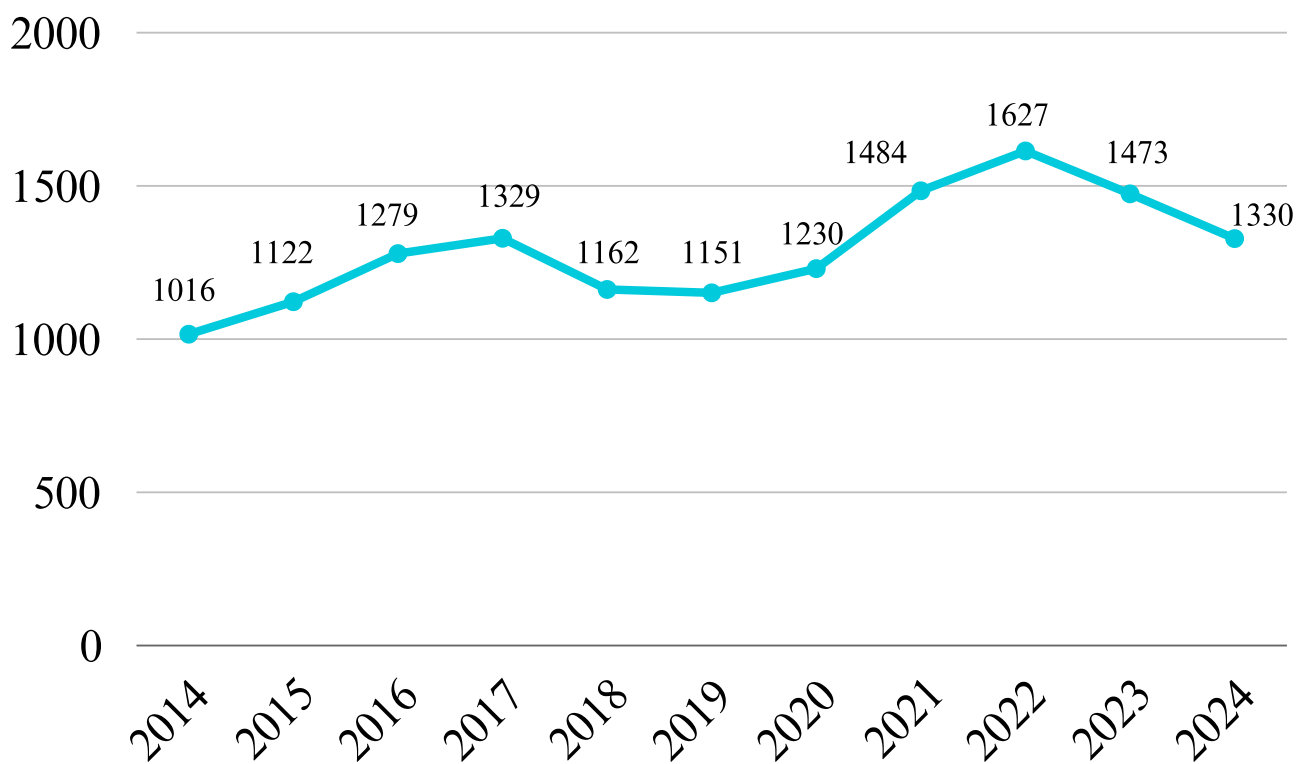
Anti-Gun Violence	\$3,843,000.00
2022 BJA Justice Assistance Grant	\$163,977.00
FY 2023 Byrne Justice Assistance Grant	\$83,146.50
22FIL13 - State Homeland Security Grant	\$123,705.00
Removing Derelict Vessels and Marine Debris to Restore Marine Habitats	\$463,441.00
FY 2023 Port Security Grant Program	\$714,667.00
BJA FY23 Connect & Protect Law Enforcement Behavioral Health Response	\$549,292.00
FY 24 Justice Assistance Grant	\$219,497.00
High Intensity Drug Trafficking Areas Program	\$29,107.00
FY 2024 Port Security Grant Program	\$609,387.00
FY 24 Port Security Grant Program	\$609,387.00
<b>TOTAL GRANT FUNDING AWARDED</b>	<b>\$7,408,606.50</b>

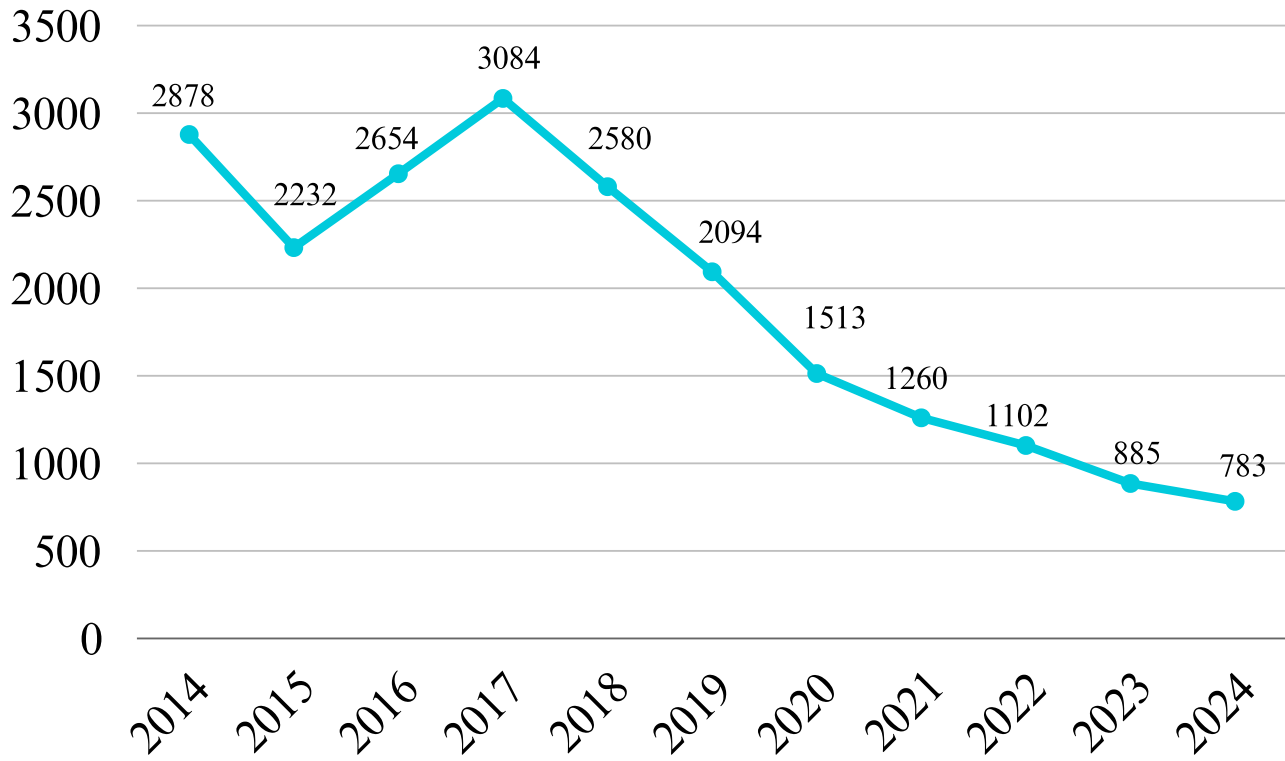
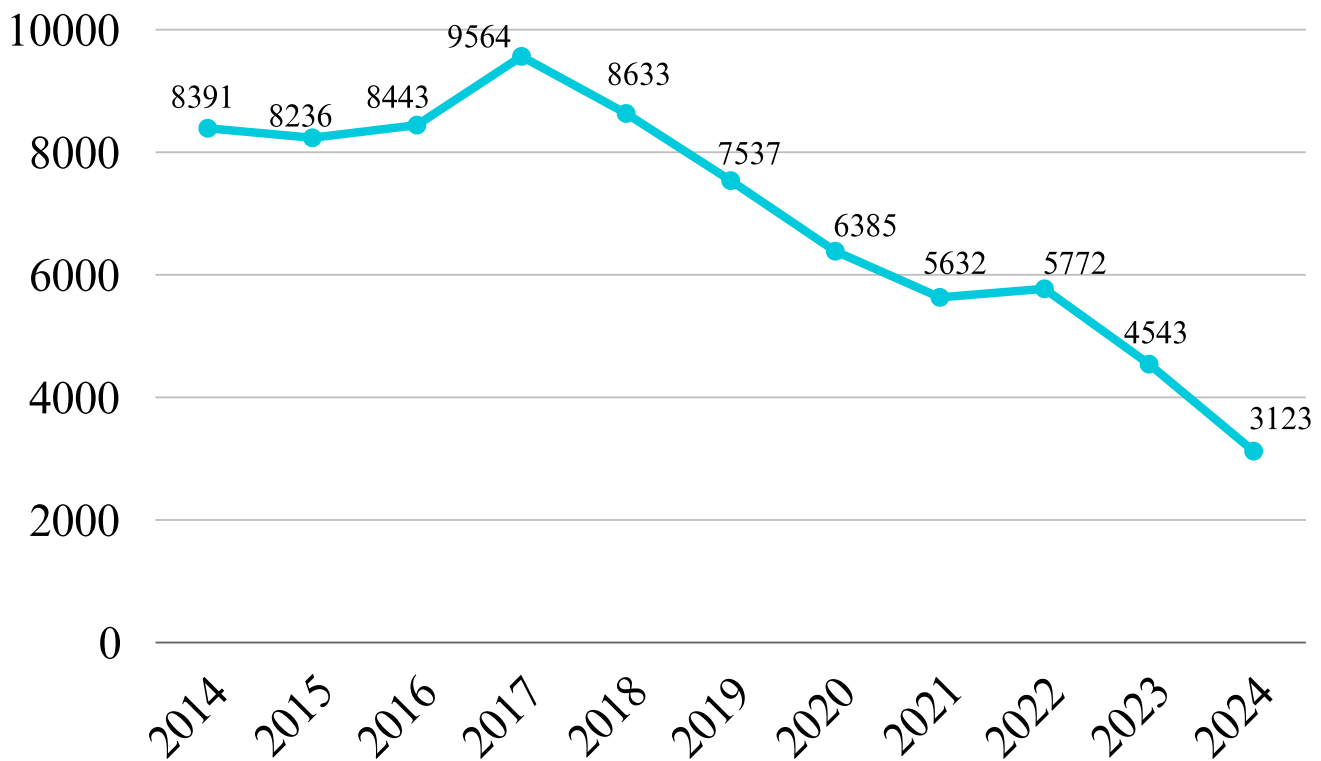
## PART I CRIME COMPARISON 2014 THROUGH DECEMBER 2024 YTD REPORTED CRIMES

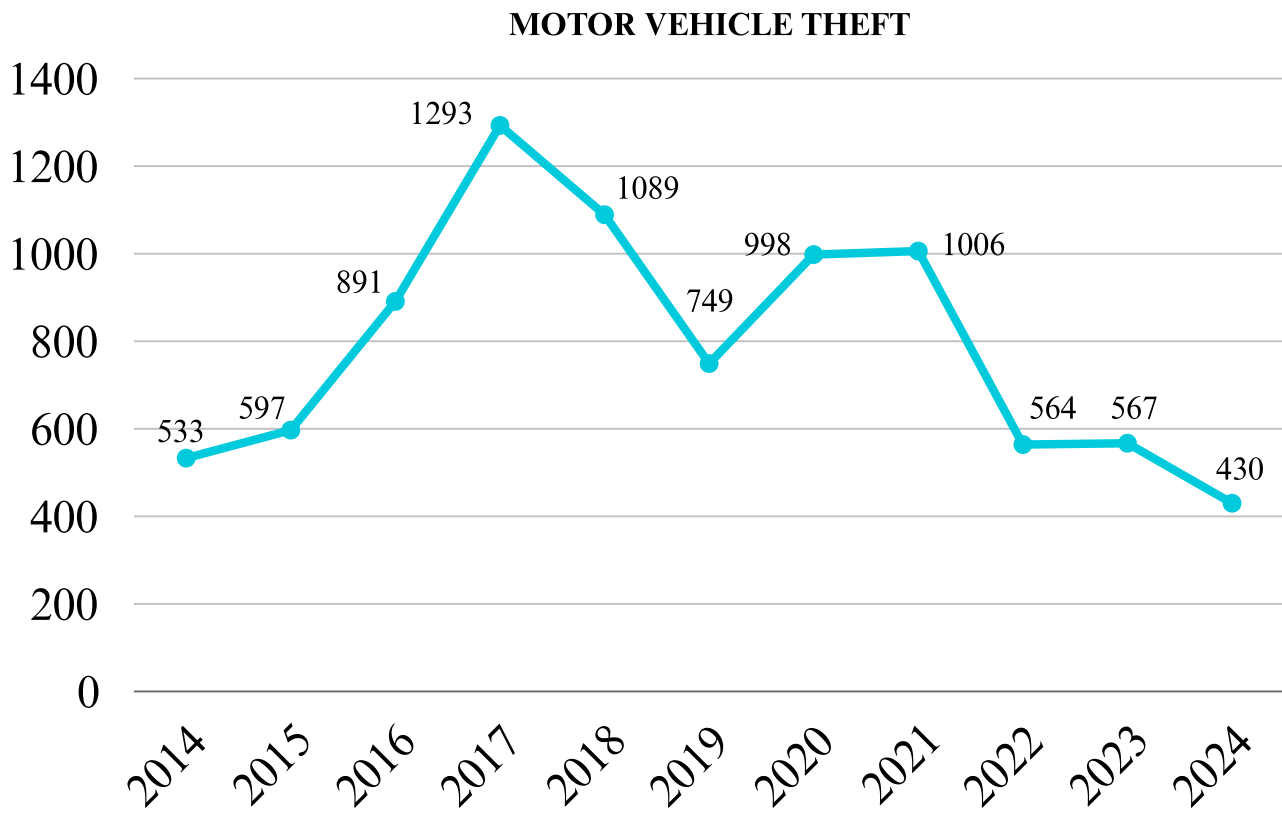
	2014	2015	2016	2017	2018	2019	2020	2021	2022	2023	2023	2024YTD	% + OR -
HOMICIDE	31	23	44	50	28	40	46	51	41	33	33	38	15.2%
RAPE	135	115	87	141	168	142	145	168	138	98	98	70	-28.6%
ROBBERY	430	404	438	440	378	255	187	205	143	146	146	124	-15.1%
AGGRAVATED ASSAULT	1016	1122	1279	1329	1162	1151	1230	1484	1627	1473	1473	1330	-9.7%
BURGLARY	2878	2232	2654	3084	2580	2094	1513	1260	1102	885	885	783	-11.5%
LARCENY	8391	8236	8443	9564	8633	7537	6385	5632	5772	4543	4543	3123	-31.3%
MOTOR VEHICLE THEFT	533	597	891	1293	1089	749	998	1006	564	567	567	430	-24.2%
TOTAL CRIME	13414	12729	13836	15901	14038	11968	10504	9806	9387	7745	7745	5898	-23.8%
PERCENT + OR -	-9.3%	-5.1%	8.7%	14.9%	-11.7%	-14.7%	-12.2%	-6.6%	-4.3%	-17.5%		-23.8%	
Population	263016	269406	269406	269406	269406	269406	269406	269406	269406	269406		261280	
Part I Crimes per 1000 population	51.0	47.2	51.4	59.0	52.1	44.4	39.0	36.4	34.8	28.7	2023 29.6	2024 22.6	
Violent crimes per 1000 population	6.1	6.2	6.9	7.3	6.4	5.9	6.0	7.1	7.2	6.5	6.7	6.0	
Population furnished by South Alabama Regional Planning Commission								Violent Crime			2023 1750	2024 1562	-10.7%
Population and crime totals include the jurisdiction.													
Increase to Population in 2007 due to City Limit and Jurisdiction Change													
Census Updated with 2012 Estimates July 2014													
Corrected NIBRS data for 2022yr and March 2023													
Census Updated with 2020 in May 2024													

**HOMICIDE****RAPE**



**ROBBERY****AGGRAVATED ASSAULT**

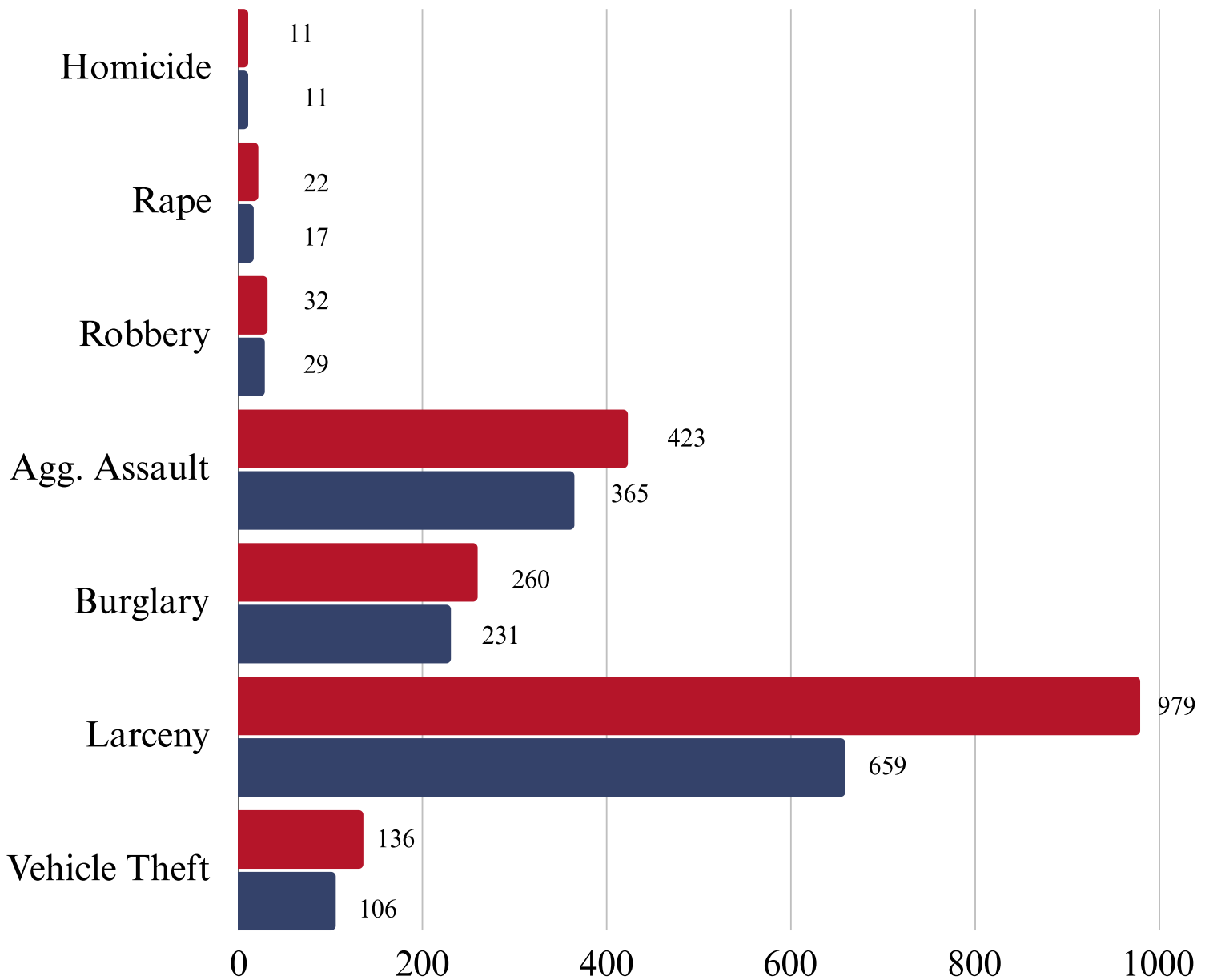
**BURGLARY****LARCENY**



## CRIME DATA BY PRECINCT

### Precinct 1

● 2023 ● 2024

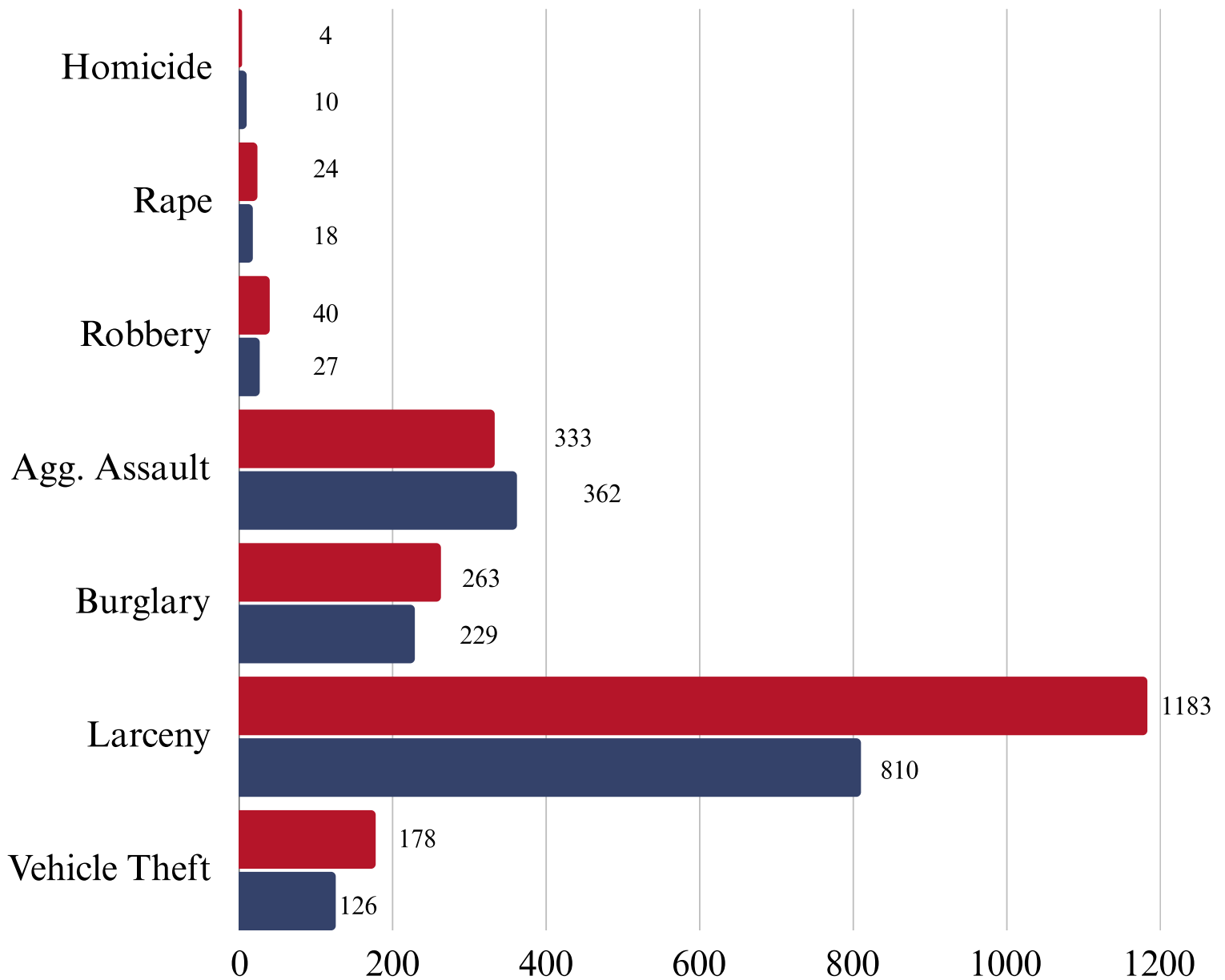


\*Overall, Precinct 1 had a 23.9% decrease in Part 1 Crimes

## CRIME DATA BY PRECINCT

### Precinct 2

● 2023 ● 2024



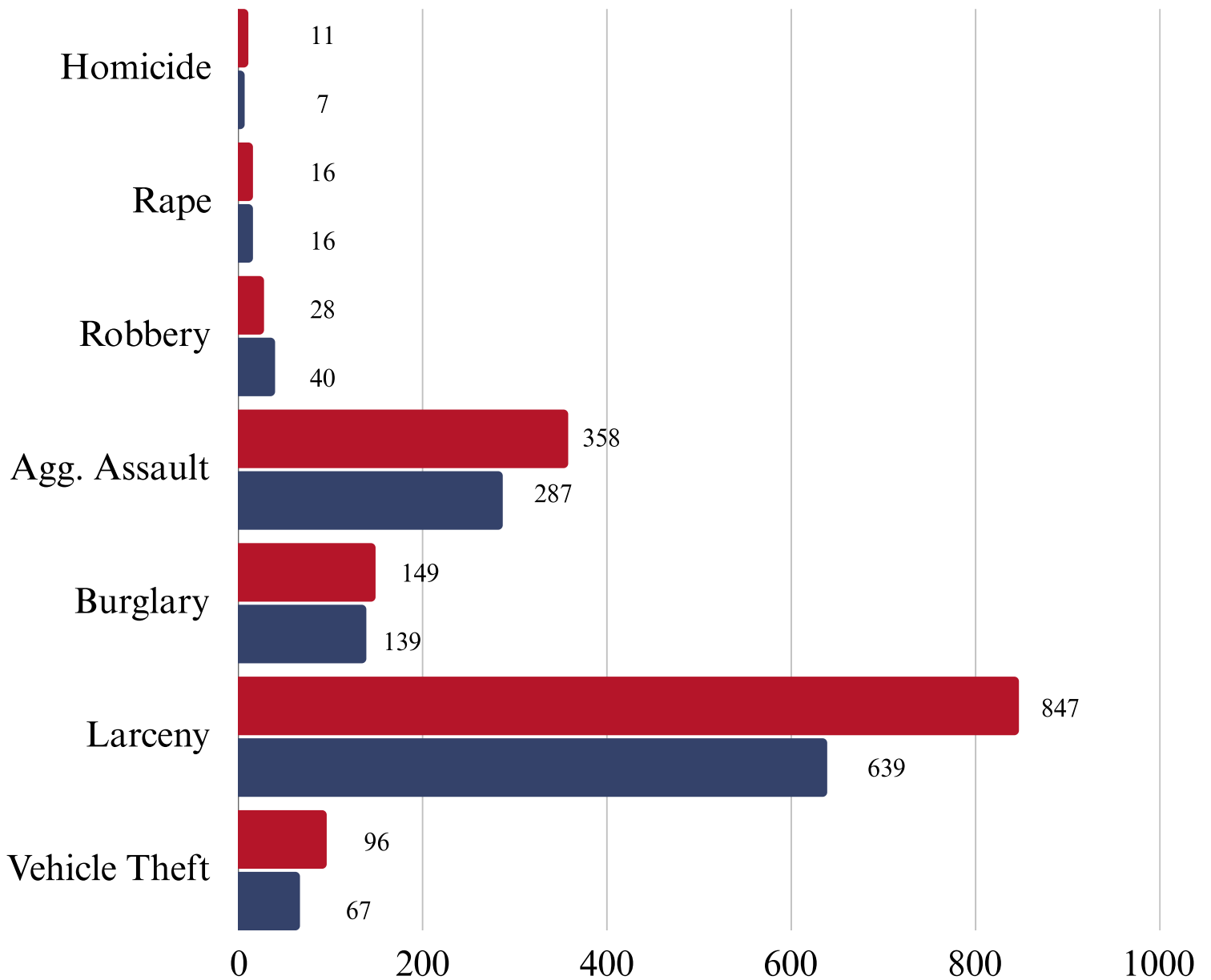
\*Overall, Precinct 2 had a 21.9% decrease in Part 1 Crimes



## CRIME DATA BY PRECINCT

### Precinct 3

● 2023 ● 2024

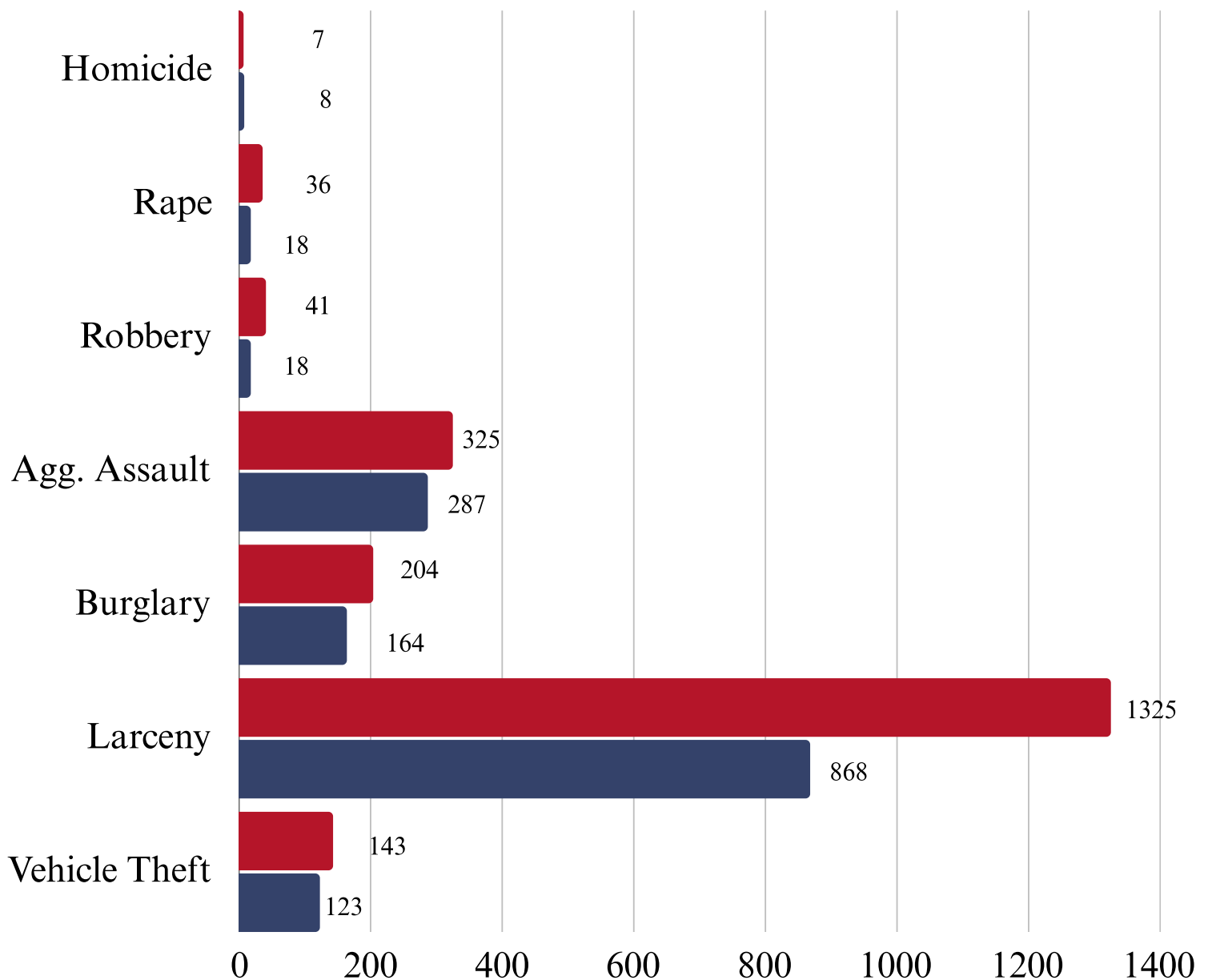


\*Overall, Precinct 3 had a 20.6% decrease in Part 1 Crimes

## CRIME DATA BY PRECINCT

### Precinct 4

● 2023 ● 2024

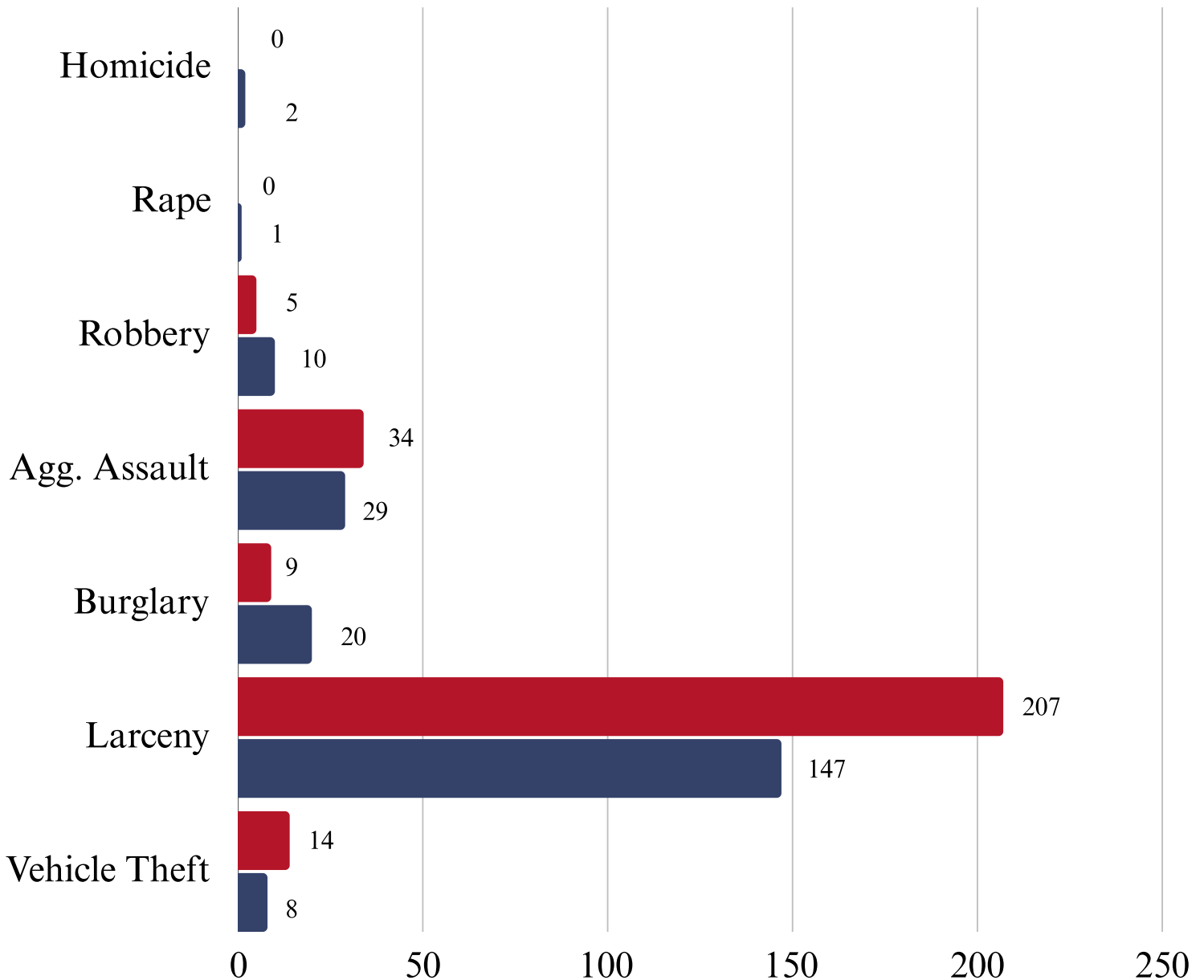


\*Overall, Precinct 4 had a 28.6% decrease in Part 1 Crimes

## CRIME DATA BY PRECINCT

### Precinct 5 (Central)

● 2023 ● 2024

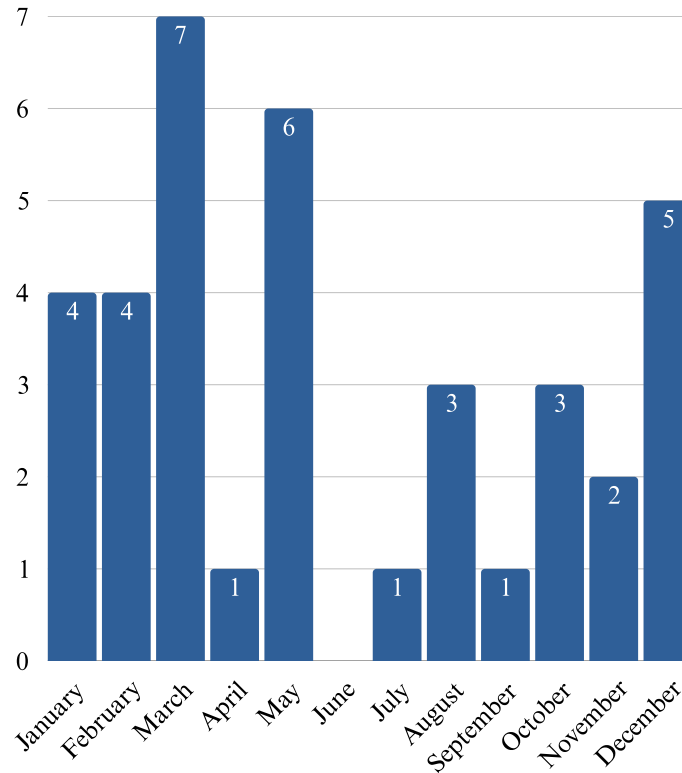


\*Overall, Precinct 5 had a 19.3% decrease in Part 1 Crimes

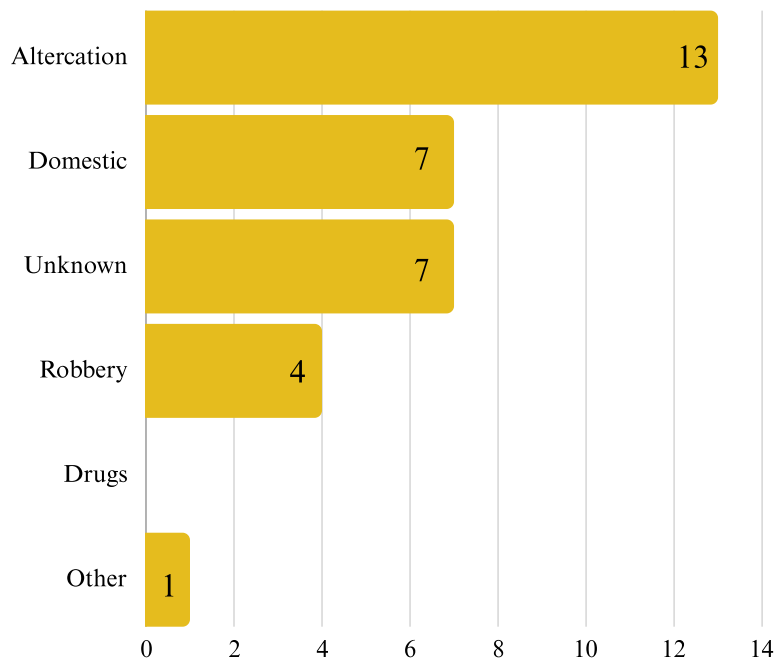
## HOMICIDE DATA

Total Homicide Cases: 37

### HOMICIDES BY THE MONTH



### MOTIVES



## INTERNAL AFFAIRS INVESTIGATIONS

The Internal Affairs Unit conducted a total of 59 investigations involving a total of 95 different members/employees during 2024. The investigations included 11 shooting investigations. The dispositions are represented in the following table, which is subdivided by race and gender of the involved officer.

**IA Investigation Dispositions by Member Race and Gender 2024**

Disposition	B/M	B/F	W/M	W/F	A/M	A/F	H/M	H/F	Totals
Proper Conduct	9	0	15	0	0	0	1	0	25
Improper Conduct	10	2	17	1	0	0	0	0	30
Unfounded	7	0	22	1	1	0	0	1	32
Term During Test Period	2	0	0	0	0	0	0	0	2
Resigned Under Inv	1	1	1	0	0	0	0	0	3
Retired Under Inv	0	0	0	0	0	0	0	0	0
Termination	0	2	0	1	0	0	0	0	3
Still Under Investigation or Awaiting Final Dispositon	0	0	0	0	0	0	0	0	0
<b>Totals</b>	<b>29</b>	<b>5</b>	<b>55</b>	<b>3</b>	<b>1</b>	<b>0</b>	<b>1</b>	<b>1</b>	<b>95</b>

Internal Affairs investigations do not imply that a member or employee was complained against individually. An Internal Affairs investigation may be the result of an external complaint against the department, a sub- unit of the department or individual officers, or the investigation may be initiated from within the department. An Internal Affairs investigation may include more than one member/employee with differing dispositions.

There was a total of 76 citizen complaints filed during 2024, which cited 265 areas of concern. Of the 265 areas of concern cited, 59% were unfounded, 25% were found to be proper conduct by the officers, 12% were found to be improper conduct by the officers, 2% were found to have insufficient evidence, just over 1% were withdrawn by the complainant, and less than 1% were found to be exigent circumstances.

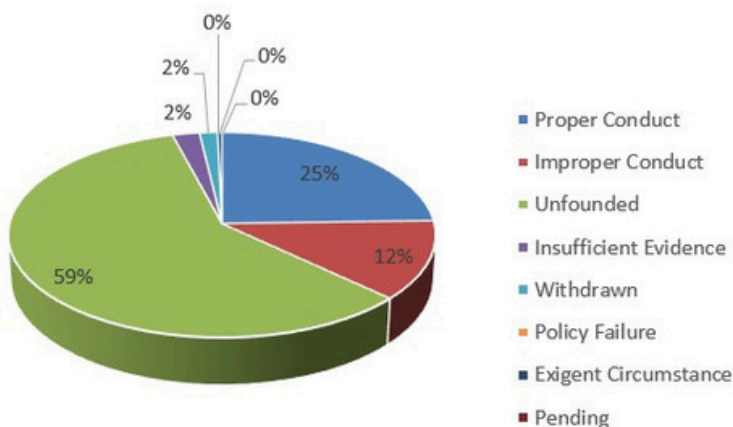


## INTERNAL AFFAIRS INVESTIGATIONS

*Disposition of Citizen  
Complaints 2024*

Disposition	Areas of Concern
Proper Conduct	65
Improper Conduct	33
Unfounded	156
Insufficient Evidence	6
Withdrawn	4
Policy Failure	0
Exigent Circumstance	1
Pending	0
<b>Total</b>	<b>265</b>

**Disposition of Citizen Complaints  
by Percentage 2024**



Citizen complaints received during the year 2024 were categorized into ten areas of concern. Some complaints included more than one area of concern.

**Citizen Complaint Dispositions by Area of Concern 2024**

Area	Improper Conduct	Proper Conduct	Withdrawn	Unfounded	Insuff. Evidence	Exig. Circ.	Total
Force	1	11	0	5	0	0	17
Arrest	2	5	0	8	0	0	15
Entry	0	0	0	0	0	0	0
Search	3	1	0	4	0	0	8
Harassment	0	0	0	10	0	0	10
Demeanor	11	9	3	39	2	1	65
Procedure	8	23	0	36	0	0	67
Service	8	14	1	37	0	0	60
Property	0	2	0	9	4		15
Bias-Based Profiling	0	0	0	8	0	0	8
<b>Total</b>	<b>33</b>	<b>65</b>	<b>4</b>	<b>156</b>	<b>6</b>	<b>1</b>	<b>265</b>



**Mobile Police Department Headquarters**

2460 Government Blvd.

Mobile, AL 36606

[MobilePD.org](http://MobilePD.org)